





NORMA PC Dripline (16 mm and 17 mm)



Durable under harsh field conditions

- ✓ Even distribution of water regardless of pressure fluctuations
- ✓ Anti-siphon mechanism prevents suction of sand and soil into the emitter
- ✓ Sustainable material - 100 % recyclable polyethylene pipe

Reliable irrigation, low maintenance!

-  Minimal clogging due to self-flushing design of emitter
-  Working range 1.0 - 3.5 bar
-  Ensures compatibility with systems from all manufacturers
-  Smart-Loc™ Compression Fittings secure leak-free fit

NORMA PC Dripline (16 mm and 17 mm)

Available in flow rate of 2.1 lph

Love what you see? Here are some more products you may like.



AccuFlow™ PC



16 mm and 17 mm Insert Fitting



Smart-Loc™ Compression Fitting

You need help or want to know more? Feel free to consult our specialists!

 +44 1635 521880
  watermanagement@normagroup.com
 norma-watermanagement.com



NORMA Group Holding GmbH | Edisonstraße 4 | 63477 Maintal | Germany | norma-watermanagement.com

This document supersedes all previous issues. No part of this publication may be reproduced without our prior written consent. In NORMA Group's policy of continual product improvements to meet user needs and technological developments, all models and sets listed in this file (photographs, specifications, sizes and weights) may be upgraded or discontinued without notice and without any obligation on our part to modify tools or equipment sold previously. The recommendations for use and safety given in this file do not replace accepted good practice or the safety related legal and regulatory provisions. References to standards implemented as of 1 December 2018 are not contractually binding.